



AUSTRALIA 12/13



HITOP



VOYAGER



ELITE



EXPLORER



MAVERICK








ESCAPE

BOOKING CODE	2BB	4BBXS	2BTSB	4BB	4BBJ	5BB
Sleeping Capacity	2 adults, 1 child	4 adults	2 adults	4 adults	4 adults	5 adults
Beds	1 double / 1 single	2 doubles	1 double	2 doubles	2 doubles	2 doubles / 1 single
Bed Dimensions	Double (rear dinette) 1.85 x 1.55m Single (top bunk)** 1.60 x 1.38m	Double (rear dinette) 2.10 x 1.72m Double (top bunk)** 2.00 x 1.37m	Double (rear dinette) 1.87 x 1.78m	Doubles (above cabin) 2.15 x 1.55m (rear dinette) 2.15 x 1.32m	Doubles (Luton Peak) 2.17 x 1.4m (Rear bed) 1.86 x 1.32m	Doubles (above cabin) 2.15 x 1.55m (behind driver) 1.95 x 1.42m Single (rear) 1.92 x 0.72m
Seatbelts (Driver's Cab / Main Cab)	3 / 0	2 / 2	2 / 0	2 / 2	2 / 2	2 / 3
Fridge/Freezer	12V / 240V 55 litres	12V / 240V 80 litres	12V / 240V 80 litres	12V / 240V 80 litres	12V / 240V 90 litres	12V / 240V 80 litres
Microwave	Yes - operates when connected to mains	Yes - operates when connected to mains	Yes - operates when connected to mains	Yes - operates when connected to mains	Yes - operates when connected to mains	Yes - operates when connected to mains
Gas Stove	Yes - 2 burner	Yes - 2 burner	Yes - 3 burner	Yes - 4 burner	3 gas elements and grille, 1 electric element	Yes - 4 burner
Sink	Yes	Yes	Yes	Yes	Yes	Yes
Hot/Cold Water	Cold water only	Cold water only	Yes	Yes	Yes	Yes
Cooking Utensils	Yes	Yes	Yes	Yes	Yes	Yes
Crockery & Cutlery	Yes	Yes	Yes	Yes	Yes	Yes
Shower	No	No	Yes	Yes	Yes	Yes
Toilet	No	No	Yes	Yes	Yes	Yes
Power Supply (Volts)	12V battery / 240V mains	12V battery / 240V mains	12V battery / 240V mains	12V battery / 240V mains	12V battery / 240V mains	12V battery / 240V mains
Radio / CD	Radio / CD	Radio / CD	Radio / CD	Radio / CD	Radio / CD	Radio / CD
Power Steering	Yes	Yes	Yes	Yes	Yes	Yes
Air-conditioning (Driver's Cab / Main Cab)	Yes / No	Yes / No	Yes / 240V	Yes / No	Yes / 240V	Yes / 240V
Heating (Driver's Cab / Main Cab)*	Yes / No+	Yes / No+	Yes / 240V	Yes / 240V	Yes / 240V	Yes / 240V
Internal Walk-Through	No	No	Yes	Yes	Yes	Yes
Fresh Water Tank	25 litres	31 litres	140 litres	85 litres	125 litres	75 litres
Waste Water Tank	No	No	80 litres	85 litres	75 litres	75 litres
Gas Bottle	1 x 3.3kg	1 x 3.3kg	1 x 9kg	1 x 9kg	2 x 4.5kg	1 x 9kg
Child / Booster Seat Fittings	Child seats cannot be fitted. Booster seat positioned on front passenger seat	2 x Child or Booster seats can be fitted on rear seat	Child seats cannot be fitted. Booster seat positioned on front passenger seat	2 x Child or Booster seats can be fitted on rear seat	2 x child restraint points are located in the middle dinette area	2 x Child or 3 x Booster seats can be fitted on the rear dinette seat (total 3 points)
Transmission	5 speed manual	Automatic	Automatic	Automatic	Automatic	Automatic
Engine Specifications	2.4L Unleaded Petrol	2.6L Unleaded Petrol	2.2L Turbo Diesel	2.2L Turbo Diesel	3.0L Turbo Diesel	2.2L Turbo Diesel
Fuel Tank Capacity	70 litres	70 litres	75 litres	75 litres	90 litres	75 litres
Fuel Consumption** (approx. per 100km)	Average 12 litres	Average 13 litres	Average 10 litres	Average 14 litres	Average 13 litres	Average 14 litres
Extras Included	-	-	Personal Safe fitted	Personal Safe fitted LCD Screen DVD Player	Reversing Screen Awning External baggage door External step Personal Safe fitted	Fitted awning Television DVD Player Reverse parking sensors External storage locker Personal Safe fitted
Airbags (Driver / Passenger)	Yes / Yes	Yes / Yes	Yes / No	Yes / No	Yes / Yes	Yes / No
Anti-lock Braking System (ABS)	No	No	Yes	Yes	Yes	Yes
Tyre Pressure	50 psi front & 55 psi rear	50 psi front & rear	60 psi front & rear	70 psi front & rear	70 psi front & rear	65 psi front & rear
DIMENSIONS						
Length	5.00m	5.60m	7.00m	6.50m	7.17m	7.18m
Width	1.69m	1.89m	2.00m	2.20m	2.33m	2.26m
Height	2.50m	2.80m	2.75m	3.40m	3.18m	3.30m
Interior Height	1.82m	2.10m	1.94m	2.00m	2.00m	2.06m



AUSTRALIA 12/13

	 RENEGADE	 FRONTIER	 BUSHCAMPER 4WD	 SAFARI 4WD	 CHALLENGER 4WD
BOOKING CODE	6BBR	6BB	2B4WDB	PFMRS	2B4WDBC
Sleeping Capacity	4 adults, 2 children	6 adults	2 adults, 1 child	5 adults	2 adults
Beds	2 large singles / 2 doubles or 3 doubles	3 doubles	1 double / 1 single	1 x 5 man tent	1 double / 1 single
Bed Dimensions	Double/Singles (Luton Peak bed) 2.23 x 2.18m as double or 2.23 x 1.1m as 2 x single Doubles (rear dinette) 1.8 x 1.3m (rear U shape) 2.2 x 1.4m	Doubles (above cabin) 2.10 x 1.25m (behind driver) 1.92 x 1.30m (rear) 2.10 x 1.25m	Double (top bunk)** 2.00 x 1.30m Single 2.00 x 1.00m	Ground Tent 3 x 3m	Double (top bunk)** 1.85 x 1.15m Single (bottom) 1.95 x 0.95m
Seatbelts (Driver's Cab / Main Cab)	6 / 0	2 / 4	3/0	2/3	2/0
Fridge / Freezer	12V / 240V 110 litres	12V / 240V 80 litres	12V/240V 32 litres	12V 32 litres	12V/240V 32 litres
Microwave	Yes - operates when connected to mains	Yes - operates when connected to mains	No	No	No
Gas Stove	Yes - 4 burner	Yes - 4 burner	Yes - Portable 2 burner	Yes - 2 x 1 burner portable stove	Yes - 2 x burner (in the external slide-out unit)
Sink	Yes	Yes	Yes	No	Yes (in the external slide-out unit)
Hot / Cold Pressurised Water	Yes	Yes	No	No	No
Cooking Utensils	Yes	Yes	Yes	Yes	Yes
Crockery & Cutlery	Yes	Yes	Yes	Yes	Yes
Shower	Yes	Yes	Solar hand held	Solar hand held	Solar hand held
Toilet	Yes	Yes	No	No	No
Power Supply (Volts)	12V battery / 240V mains	12V battery / 240V mains	12V battery / 240V mains	12V battery	12V / 240V battery [^]
Radio / CD	Radio / CD	Radio / CD	Radio / CD	Radio / CD	Radio / CD
Power Steering	Yes	Yes	Yes	Yes	Yes
Air-conditioning (Driver's Cab / Main Cab)	Yes / Yes	Yes / 240V	Yes / No	Yes / No	Yes / No
Heating (Driver's Cab / Main Cab)	Yes / Yes	Yes / 240V	Yes / No [*]	Yes / No	Yes / No
Internal Walk-Through	No	Yes	No	No	No
Fresh Water Tank	75 litres	90 litres	50 litres	25 litres	50 litres
Waste Water Tank	75 litres	90 litres	No	No	No
Gas Bottle	1 x 4kg, 1 x 9kg	1 x 9kg	1 x 3.3kg	Pack of 4 x disposable butane canisters available for purchase at branch	1 x 3kg
Child/Booster Seat Fittings	2 seats only main cabin	2 x Child or 4 x Booster seats can be fitted on the rear dinette seat (total 4 points)	Child seats cannot be fitted. Booster seat positioned on front passenger seat	2 x Child or Booster seats can be fitted on rear seat	Child seats cannot be fitted. Booster seat position on front passenger seat
Transmission	Automatic	Automatic	5 speed manual	5 speed manual	5 speed manual
Engine Specifications	2.5L Turbo Diesel	2.6L Turbo Diesel	4.5L V8 Turbo Diesel	4.5L V8 Turbo Diesel	4.5L V8 Turbo Diesel
Fuel Tank Capacity	75 litres	75 litres	2 x 90 litre tank	90 litres	180 litres
Fuel Consumption** (approx. per 100km)	Average 18 litres	Average 14 litres	Average 12 litres	Average 12 litres	Average 12 litres
Extras Included	Television DVD Player Awning Personal Safe fitted	Television DVD Player Awning Personal Safe fitted	-	Camping stools Rear awning Cage roof rack Self inflating mats Ratchet straps	Ventilated pop-top 5-way awning system
Airbags (Driver / Passenger)	Yes / No	Yes / Yes	No / No	No / No	No / No
Anti-lock Braking System (ABS)	Yes (plus ASR, EDL & ESP)	Yes	No	No	No
Tyre Pressure	70 psi front & rear	65 psi front & rear	50 psi front & 55 psi rear	42 psi front & 54 psi rear	42 psi front & 54 psi rear
DIMENSIONS					
Length	7.71m	6.60m	5.32m	4.74m	5.32m
Width	2.32m (with awning)	2.20m	1.72m	1.79m	1.72m
Height	3.20m	3.40m	2.80m	2.10m	2.80m (extended pop-top)
Interior Height	2.00m	2.00m	1.76m	-	1.90m

Actual vehicles may vary according to year of manufacture and availability but your vehicle will be suitable for the required number of persons and have similar specifications to those listed. Specific vehicle layouts or models/makes cannot be requested. Please refer to www.britz.com.au for detailed information on Child/Booster seats. **Maximum weight for top bunk in HiTop, Voyager, Bushcamper 4WD & Challenger 4WD is 200kgs. +A portable 240V heater/cooling fan is available at additional charge. ++Based on vehicle manufacturer. This may vary subject to the use of air conditioning, temperature or terrain. ^The fridge and internal powerpoint operate from 240V mains. The lights only run from 12V battery. **Note: All vehicles that feature air-conditioning / heating and/or microwave in the rear cabin must be connected to 240V main power for this to function.** UPDATED JULY 2011